



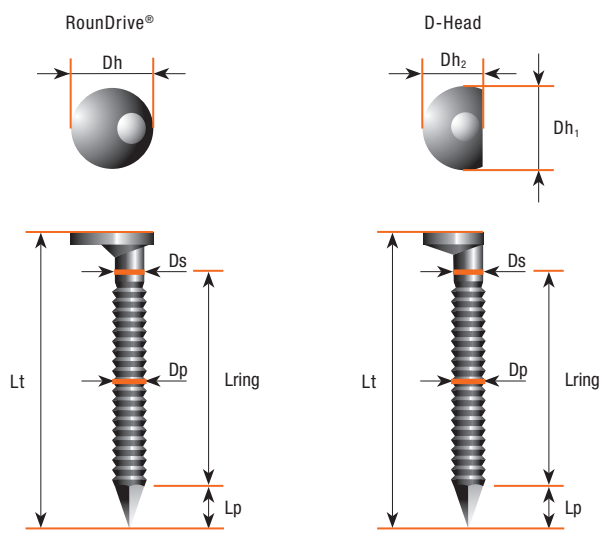
TECHNICAL DATA SHEET



DIAMETER	• 3.1
SHANK	• Ring
FINISHES	• GALV-PLUS®
COLLATION	• Paper laminated strip nails
TOOLS	• PSN90 - PSN100 - PF90 IM350 - IM90i - IM100i

MATERIAL PROPERTIES / DIMENSIONS

- **Tensile strength wire:** minimum 700 N/mm²
- **Diameter, Shank (Ds)¹:** 3.10 mm
- **Diameter, Profile minimum (Dp):** 3.20 mm
- **Diameter, Head (Dh) / (Dh)¹ / (Dh)²:** 6.50 / 7.60 / 5.30 mm
- **Nail length total (Lt)¹:** 63 / 75 / 80 / 90 mm



GALV-PLUS®: text in purple
36 nails per strip 40 nails per strip

INTENDED USE - CORROSION PROTECTION

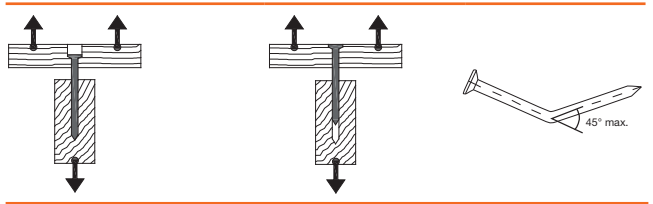
• Timber-to-Timber



Finishes	Eurocode 5 Service Class	Label colour on packaging
GALV-PLUS® Zn/Al coated wire	Service Class 1 Indoor use	Purple
	Service Class 2 Outdoor protected use	

CHARACTERISTIC PARAMETERS "Calculated or tested according to EUROCODE 5"

Head pull-through	Withdrawal	Yield moment
$f_{head,k}$ [N/mm ²]	$f_{ax,k}$ [N/mm ²]	$M_{y,k}$ [Nmm]
20.72	10.11	2 936



- Values are based on a mean characteristic wood density of 350 kg/m³.
- Characteristic parameters must always be reduced to design values by using partial factors.

NAIL DIMENSIONS*

Ds (in mm)	Length Lt (in mm)	Lring min. (in mm)	Lp max. (in mm)
3.1	63	40.9	4.7
3.1	75	52.9	4.7
3.1	80	57.9	4.7
3.1	90	65.9	4.7

* In order to select the correct nail length for a given connection please always consult standards and good practice on your local market.

¹ Tolerance according to EN10218-2 for wire diameter and according to EN14592 for the nail length.
² Tolerance ± 0.3 mm.
³ Please check availability of the reference in the Product Catalogue.