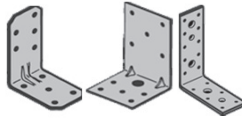


Winkelverbinder

mit/ ohne Wulst



Art. 724



**SIMPSON
 Strong-Tie**

feuerverzinkt

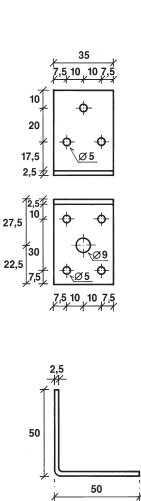
Wulst	Schenkellänge x Breite x Stärke		Best.-Nr.	Type	Löcher im Schenkel	VE
ohne	50 x 50 x	35 x 2,5	591 580	AC 35350	Ø5=3+4/Ø8,5=0+1	100
ohne	65 x 65 x	55 x 3	591 582	AC 55365	Ø5=8+8/Ø9=1+1	100
mit	83 x 62 x	40 x 2	591 595	AA 60280	Ø5=5+5	100
mit	90 x 48 x	48 x 3*	591 600	AE 48	Ø5=7+4/Ø13=2+1	100
mit	90 x 48 x	76 x 3*	591 602	AE 76	Ø5=12+7/Ø13=3+1	100
ohne	90 x 48 x	116 x 3*	591 604	AE 116	Ø5=18+7/Ø13=3+3	50
mit	90 x 60 x	60 x 2,5*	591 599	ADR 6090	Ø5=5+5/Ø12=0+1	100
mit	90 x 60 x	60 x 2,5*	591 601	ADR 6191	Ø5=5+4/10,5x40=0+1	100
mit	90 x 60 x	60 x 2,5*	591 603	ADR 6292	Ø5=5+5/Ø5x30=1+0/10,5	100
mit	67 x 67 x	90 x 2	591 596	AF 90265	Ø5=8+8	100
ohne	93 x 93 x	40 x 3	591 576	ABB 40390	Ø5=5+5	100
ohne	119 x 91 x	40 x 3*	591 579	AG 40312	Ø5=6+10/Ø8,5=1+1/Ø11=1	100
ohne	120 x 92 x	40 x 4*	591 578	AG 40412	Ø5=6+10/Ø8,5=1+1/Ø11=1	100
ohne	141 x 91 x	40 x 3*	591 083	AG 40314	Ø5=6+12/Ø8,5=1+1/Ø11=1	100

* = Zulassung

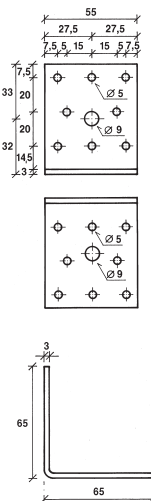
Statische Werte siehe im direkten Anschluß an dieses Kapitel

auf den	Seiten	12/151,
AE	speziell	12/164 - 12/167
ADR	speziell	12/168 - 12/170
AG	speziell	12/171 - 12/172

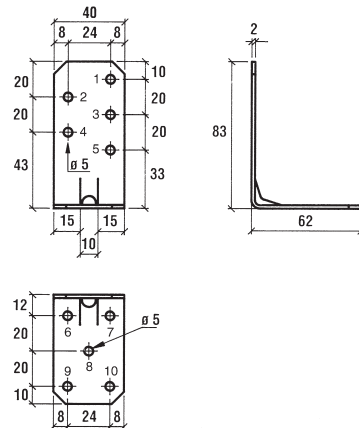
35350



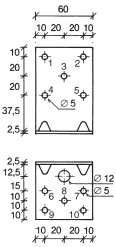
55365



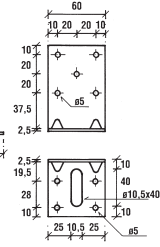
60 280



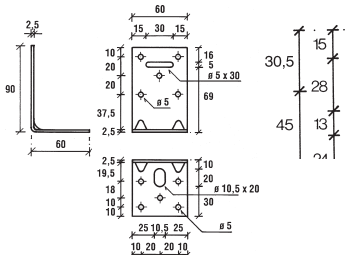
6090



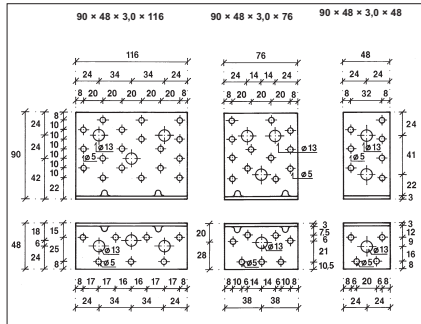
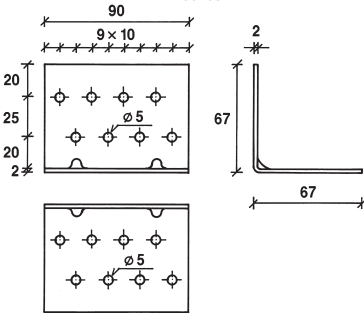
6191



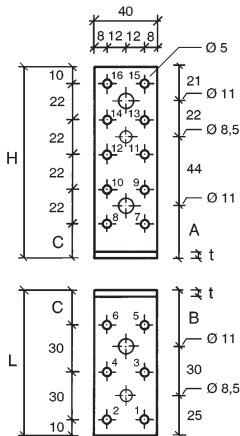
6292



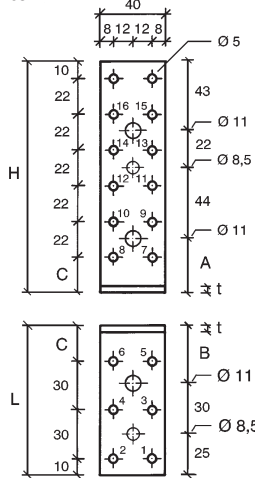
90265



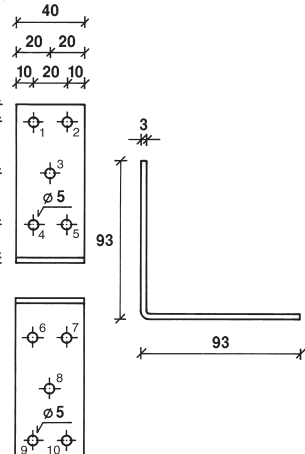
40312, 40412



40314



40390



Typ	t	H	L	A	B	C
40312	3	119	91	32	36	21
40412	4	120	92	33	37	22

Typ	t	H	L	A	B	C
40314	3	141	91	32	36	21